

Graphic Design

Program/Course Outline

www.createbahrain.com



Introduction

Welcome to our Graphic Design Mastery course!

This course helps you learn and grow in design. We have six different parts or "modules" that cover everything from basic ideas to advanced skills.

This course is for everyone, whether you just like design or you want to become a professional designer.

Our course lets you learn by doing. You will not just hear about design, but you will also do design. This way, you get ready to work in the design field.

Whether you want a job in design, to make your business look better, or to improve your hobby, our course is perfect for you.


Our course also supports your personal interests. We help you use modern design tools for your work and your personal projects.

Our course is a great chance to learn. With many lessons, experienced teachers, and practical projects, you get to improve your design skills and create beautiful things.

Don't wait! Talk to us to find out more.

Take this chance to let your creativity flow, improve your skills, and enter the exciting world of graphic design.

Let's start this amazing journey together.

 **3897 4014**
create**ahrain**.com



Course Overview

Course Description:

This comprehensive three-month course provides a deep dive into the world of graphic design. It delivers both theoretical knowledge and practical skills across a wide range of topics, from the principles of design to mastering industry-standard software. You'll walk away with a solid understanding of design and its impact, along with proficiency in the use of key graphic design tools.

Learning Objectives:

With eight sessions each month, totaling 24 sessions across the course, you'll gain 48 hours of in-depth instruction in graphic design. Each session, lasting two hours, will provide valuable insights into various aspects of graphic design, equipping you with skills that have real-world applications.

Prerequisites:


This course requires a basic understanding of computer systems and operating software. Knowledge in art or design will be beneficial but not mandatory. A strong interest in visual communication, creativity, and problem-solving will be advantageous. Students are expected to have access to a computer with Adobe software installed for the practice exercises.

Certification of Attendance:

Upon completion of the course, you will receive a certificate of attendance, signifying your dedicated engagement and understanding of advanced graphic design. This certification will validate your proficiency in graphic design and can boost your career prospects by demonstrating your commitment to personal growth and professional excellence.

This course offers a profound opportunity to cultivate your design prowess, preparing you for a thriving career in the ever-evolving world of graphic design. Harness the power of visual communication, turn your creative visions into reality, and embark on a fulfilling journey of artistic expression and professional growth. Join us today, and take the first step towards mastering the art and science of graphic design.

Don't miss out on this exciting opportunity!

 **3897 4014**
create**ahrain**.com

Module 2

Mastering Adobe Software Basics

Immerse yourself in our second module focusing on the basics of essential Adobe software tools – Adobe Photoshop, Illustrator, and InDesign. Learn to leverage these tools and apply them to various graphic design tasks.

Topic 4: Adobe Photoshop Essentials

This topic equips you with Photoshop's indispensable tools, focusing on selection and masking techniques. Acquire the expertise to tackle complex areas, such as hair and smoke, a vital skill for every aspiring graphic designer.

Topic 5: Adobe Illustrator Essentials

Dive into the fundamentals of Adobe Illustrator, learning to use the pen tool, shape builder tool, and other vector design tools. It's a crucial skill for creating remarkable vector graphics used in logo design, typography, and more.

Topic 6: Adobe InDesign Essentials

Become proficient in Adobe InDesign, emphasizing creating professional editorial spreads and magazine layouts. A skill that lets you create structured documents like magazines, brochures, and books, which are pivotal in the publishing industry.

Mastering these essential Adobe software tools broadens your horizons in the graphic design field. Possessing these skills will enable you to design captivating graphics, logos, and layouts that can bring stories to life. Enrich your design portfolio and stand out in the fast-evolving digital world.



Module 3

Enhancing Design Skills

This module is aimed at enhancing your foundational graphic design knowledge. Through this module, you'll learn advanced techniques in Adobe Photoshop, Illustrator, and InDesign that are crucial for professional design work.

Topic 7: Advanced Photoshop Techniques

Dive into the functions of Adobe Photoshop, focusing on non-destructive editing techniques and photo manipulation. Learn to create composite images and ad designs, enhancing the quality of your work, especially in advertising and digital art.

Topic 8: Advanced Illustrator Techniques

Further your skills in Adobe Illustrator by creating professional logos and branding packages. Mastering advanced typography, shapes, and colors, you'll improve the quality of your design work and streamline your process.

Topic 9: Advanced InDesign Techniques

Develop skills in Adobe InDesign to create professional brochures, catalogs, flyers, and multi-page editorial designs. Advanced techniques enable efficient design workflows and lead to higher-quality outputs.

Our Enhancing Design Skills module is crucial for anyone aspiring to master professional design work. Each topic offers in-depth knowledge and practical exercises that mirror real-world applications, paving the way for success in the dynamic field of graphic design.



Module 4

Real-World Design Projects

Module 4 delivers hands-on practical exposure to real-world design projects, equipping students with essential design skills and professional principles in logo design, package design, and ad campaign creation.

Topic 10: Logo Design Principles and Practice

This topic develops a strong foundation in logo design principles and practices. Students will navigate the logo design process, from initial concept to client presentation, mastering core design principles and file export techniques.

Topic 11: Package Design

The Package Design topic offers in-depth training on designing compelling packaging for products. Students will learn effective package design principles, implement the complete design process, and professionally present their designs to clients.

Topic 12: Creating Effective Ad Campaigns

In this topic, students will learn to design powerful ad campaigns. They'll understand effective ad design principles, go through the process of creating an ad campaign, and perfect professional ad campaign presentations.

Learning these real-world design skills enables students to excel in today's competitive market. Mastering logo design, package design, and ad campaign creation equips students with versatile, in-demand skills, opening opportunities for successful careers in the dynamic world of design.



Module 5

Exploring New Design Trends

Stay ahead of the curve with our immersive module that plunges you into the dynamic world of design trends. Harness the power of Adobe tools and tap into your creativity to create compelling designs.

Topic 13: Design Trends and Predictions

Familiarize yourself with emerging design trends and understand how to mold them to your creative advantage. Grasp the latest Adobe updates and artificial intelligence tools to revolutionize your design process.

Topic 14: Exploring Creativity in Design

Unleash your imagination with techniques to boost creativity in your design projects. Learn to innovate and apply creativity to produce unique and effective logos and branding assets.

Topic 15: Working with 3D Objects and Typography

Delve into the fascinating world of 3D design. Master the art of creating 3D objects and typography in Adobe Illustrator, adding depth and interest to your designs.

This module empowers you to stay relevant and competitive in the ever-evolving design industry. From understanding upcoming trends to enhancing creativity, and employing 3D design techniques, you'll gain the practical skills required to deliver impactful designs in real-world scenarios. Be the designer the world needs – Start your journey with us today.



Module 6

Preparing for the Professional World

Immerse yourself in our pivotal Module 6, carefully designed to prepare students for their professional journey. Gain essential skills to create compelling presentations, effective critiques, and confidently handle both print and web projects. By completing this module, enter the design industry with a robust portfolio and newfound confidence.

Topic 16: Creating Professional Presentations

Learn to create sleek and persuasive presentations using Photoshop mockups. This topic not only imparts the essential skills for creating professional presentations but also for presenting your work in an impressive manner to clients. Achieve an enviable command over Photoshop mockups and presentation creation.

Topic 17: Design Critiques and Feedback

Master the art of giving and receiving critiques and feedback. Understand their crucial role in refining designs and contributing to professional growth. This topic prepares you to engage effectively in the critique process, a vital part of the design industry.

Topic 18: Working with Print and Web Projects

Acquire the ability to seamlessly work with both print and web projects in Photoshop, Illustrator, and InDesign. In an industry where designers often navigate between these two types of projects, this topic readies you to handle both with equal proficiency.

Investing in this module is the first step towards your successful career in the design industry. The practical knowledge and skills attained will give you a competitive edge, preparing you to make impressive presentations, handle valuable feedback, and navigate the world of print and web projects with ease.



Package 1

3 Months Comprehensive Course

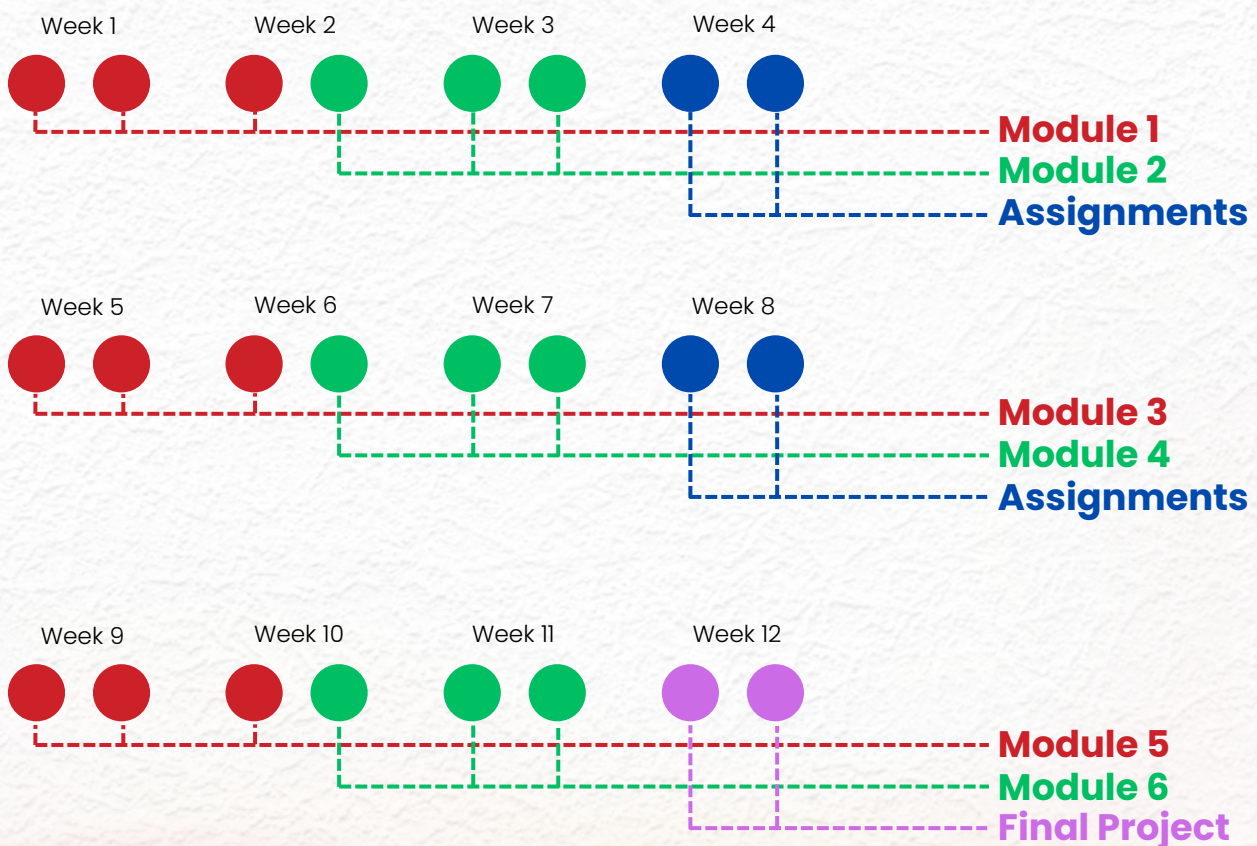
For those who desire to take a deep dive into creative fields at a comfortable pace, with small group interactions!

Unleash your potential with our Three-Month Comprehensive Course. This package is crafted for those who enjoy a steady pace and prefer a structured curriculum.

Get personal attention in a small group setting, make new friends, and journey together into the exciting world of creative arts.

Each course has 6 modules, each module has 3 topics. The course is distributed across 12 weeks.

On completion, learners will receive a Certificate of Attendance.



Fee: 180 BHD per Month

📞 3897 4014
createbahrain.com

Package 2 Crash Course

It's not for beginners, but for those who have learned before and want to remember and shine up their skills.

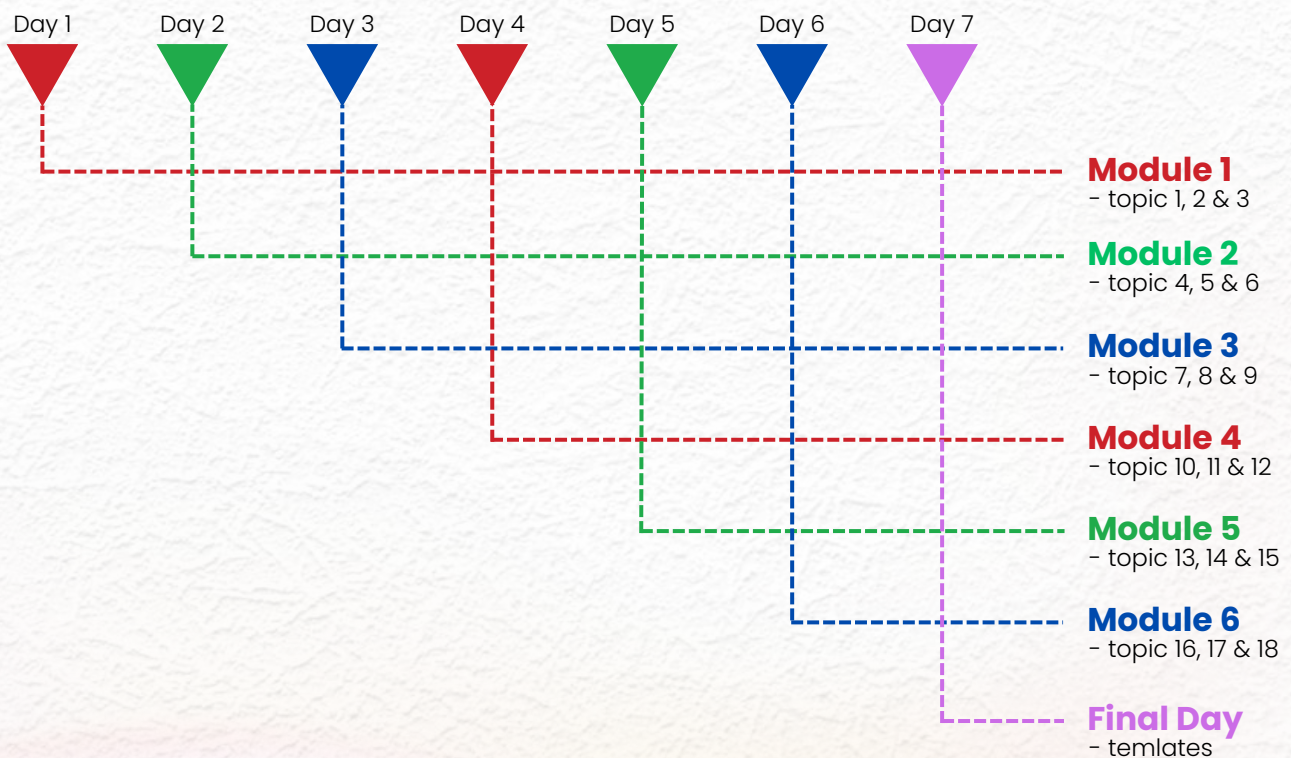
Get back in the game fast and join us today!

Are you a go-getter with a tight schedule?

This one-on-one class lets you dive head-first into your chosen field, giving you an intensive overview in just a week. Gain the skills you need, in the time you have.


Each day covers one module.
With the 7th day dedicated to revising and summarizing all the modules.
Learners will be receiving a total of 14 hours of one-on-one instruction.

On completion, learners will receive a Certificate of Attendance.



* 7 days

Fee: 280BHD

 **3897 4014**
createbahrain.com

Package 3 Customized Learning Experience

For those who value flexibility and control in their learning journey, our Customized Learning.

Your goals, your pace, your success.

Our Customized Learning Experience puts you in the driver's seat of your education. Select from our Starter, Linear and Intense Learner options to tailor your learning experience to your lifestyle.

We are here for you if you seek flexible timings, wish to tailor your learning journey according to your personal schedule, and value the opportunity to intensify or ease your study plan based on your individual needs.

Why fit in when you can stand out?

■ Starter Package

3 sessions per week;
Total of 12 sessions per month;

240BHD

4 Months

■ Linear Package

4 sessions per week;
Total of 16 sessions per month;

320BHD

3 Months

■ Intense Learner

5 sessions per week;
Total of 20 sessions per month;

400BHD

2 Months

Package 4 Customized Program

Unleash your creative freedom and tailor your learning experience to suit your individual needs and interests.

Do you know exactly what you want?

Our Customized Program lets you design your learning journey.

For those who know what they want and need the flexibility to focus on specific topics

Select your course content, schedule your class timings, and learn at a pace that works for you.

It's your path to success, designed by you.



* this package start with at least 8 session..

Fee: 20BHD per session

📞 3897 4014
createbahrain.com

Your Portfolio Journey

Start your course with us, and you'll begin crafting your unique portfolio right away. Over three months, watch it grow and reflect your newfound skills and creativity.

By the end, you'll have a tangible testament to your educational journey with Create Bahrain. Your portfolio is more than just a stepping stone for career progression—it's a keepsake of your achievements.

A tool for self-reflection, it allows you to revisit your growth and inspire yourself to keep pushing for greater heights.

We'll showcase your portfolio on a dedicated page on our website, giving you lifetime access to your body of work.

Share your journey and creations with the world and bask in the pride of being a part of the Create Bahrain community.

Remember, your portfolio is your story of dedication, resilience, and creativity. At Create Bahrain, we're excited to see the narrative you'll create and the heights you'll reach.

Your portfolio isn't just a collection—it's your first step in making a global impact. Let's embark on this unforgettable journey together.




Printable PDF



Webpage with

www.createbahrain.com

 **3897 4014**
createbahrain.com

Dear Student,

Welcome to CreateBahrain Academy, a dynamic platform designed for those passionate about design, photography, filmography, animation, coding, and digital marketing. As an independent entity from the well-established TeachBahrain Academy, our mission is to empower curious minds to transform the world.

Inspired by the pioneering educational philosophies of Mr. Saad Akbar and Mr. Omair Imtiaz, we believe in nurturing individuality, fostering inventive spirits, and promoting independent thinking. The curriculum, further shaped by the expertise of Ms. Kanwal Imtiaz, a former Ikea Design Manager, ensures a focus on self-driven and experiential learning.

Our curriculum guarantees meaningful, hands-on learning experiences, guided by expert educators in a vibrant community. We're excited to offer you a customized learning path tailored to your interests and aspirations.

Join us for a tour or attend an upcoming admission event to experience our dynamic learning environment firsthand. Spread the word to others who share your passion for creativity and learning. Together, let's improve the world through the power of creative education.

Best wishes

Kanwal Saeed

TeachBahrain Compound,
Janabiyah Highway, Bahrain
© TeachBahrain Academy W.L.L.

