

# Photography & Cameras

CREATE  
BAHRAIN

Program/Course Outline

[www.createbahrain.com](http://www.createbahrain.com)





# Introduction

Welcome to our all-encompassing photography course!

An adventurous journey awaits you, diving from camera basics all the way to post-processing mastery. This course is your stepping stone to rising from a photo enthusiast to a true picture virtuoso, no matter where you're starting from.

Our program is hand-tailored for those with a keen eye and a yearning to capture life's moments, either as a newfound hobby or a burgeoning professional ambition. Here, you'll gain more than knowledge; you'll acquire a deep understanding and practical skills to see, feel, and create photographs.

But wait, it's not just for the pros! Whether you aim to spice up your work profile, immortalize precious moments, or let your creative spirit fly, our course is your key to unlocking these potentials.

And for our hobbyists, there's something special! Learn to master your gadgets, from smartphone cameras to that DSLR you've been meaning to dust off. We don't just teach you to snap pictures but to craft them, transforming everyday scenes into mesmerizing visual narratives.


With an unbeatable blend of quality, affordability, and experienced mentorship, our course is more than a learning experience; it's an investment in your future filled with endless creativity and captivating moments.

**So why wait?**

**Dive in today, discover the magic behind the lens, and start seeing the world from your unique viewpoint.**

Your world of picture-perfect memories is just a call away.



 **3897 4014**  
create**ahrain**.com



# Course Overview

## Course Description:

This comprehensive Photography Mastery Course empowers aspiring photographers and enthusiasts alike with robust and in-depth knowledge of photography. From understanding the camera's anatomy to the nuances of various photography types, photo editing, and business development, this course takes a deep dive into the vibrant world of photography.

## Learning Objectives:

Spanning over three months with 24 sessions totaling 48 hours, our course will provide you with a solid understanding of fundamental and advanced photography techniques. Each 2-hour session will be a step towards mastering the art and science of photography, helping you develop a unique vision and style in this dynamic field.

## Prerequisites:

This course requires no prior knowledge of photography. All you need is a keen interest to learn, an appreciation for the beauty in the world around us, and a device to capture it – a camera or even just a smartphone.

## Certification of Attendance:

Upon successful completion of the course, attendees will receive a Certificate of Attendance, acknowledging their dedication, hard work, and newly acquired skills in photography.

In the ever-evolving world of photography, the ability to capture moments and translate them into compelling visual narratives is a priceless skill. Join us on this exciting journey, grow your passion, and bring your unique perspective into focus. The world is full of beautiful moments, and we'll help you capture them.

## Don't miss out on this exciting opportunity!

Enlist in our course today, and embark on an adventure that promises to shape your future in the thrilling world of photography. Join us, and let's create beautiful stories together!



# Module 1

## Understanding the Basics of Photography

Delve into the world of photography with our Module 1: Understanding the Basics of Photography. This comprehensive module lays a solid foundation, introducing key aspects of photography, and equipping learners with the skills to operate a range of cameras confidently.

### Topic 1: Camera Anatomy and Types

Explore the core features of cameras, differentiating between DSLR and Mirrorless variants. Understanding the nuances of camera anatomy empowers photographers to select and operate suitable equipment effectively, enhancing their photography prowess.


### Topic 2: Understanding Camera Settings and Modes

Unravel the power of camera scene modes, file types like Raw vs JPEG, and more. Grasping these settings and modes furnishes photographers with the ability to fully control their photography and produce images that reflect their unique vision.

### Topic 3: Exposure Triangle and Metering Modes

Comprehend the fundamental aspects of the exposure triangle, including ISO, shutter speed, and aperture. Knowledge of metering modes is critical for capturing images with optimal brightness and quality, enabling photographers to master manual mode.

Mastering the essentials of photography paves the way for capturing high-quality images, whether for personal or professional use. This module equips learners with foundational skills that are crucial for any photography journey, empowering them to express their unique perspectives through captivating images. Experience the transformative power of photography with us.





## Module 2

### Composition and Lighting

Dive into the core principles of photographic composition and lighting with Module 2. Discover the power of effective composition, understand light's pivotal role, and apply this knowledge to create visually compelling images.

#### Topic 4: Principles of Composition

Learn the essence of composition, master fundamental photography rules like the rule of thirds, the Golden Ratio, and creatively using shapes. These elements form the backbone of stunning and balanced images, helping you captivate your audience with each shot.

#### Topic 5: Understanding Light and White Balance

Light is an artist's brush in photography. This section illuminates the properties of light, the art of using it creatively, and mastering white balance. With this understanding, you can control colors and shadows to dramatically improve the quality of your photos.

#### Topic 6: Practical Lighting Techniques

Practical skills turn theory into art. This topic explores shooting in natural light, using camera flash effectively, and setting up a three-point lighting setup for professional-grade portraits. The ability to manipulate light sources is the mark of a skilled photographer.

By mastering these vital aspects of photography, you'll enhance the aesthetic appeal and impact of your images. This knowledge will empower you to create stunning visual narratives, opening doors to professional photography or simply creating better memories. Explore the world through a lens with us and turn ordinary moments into extraordinary scenes.





## Module 3

### Advanced Camera Techniques

Dive into the world of professional photography with our Advanced Camera Techniques module. Learn how to master depth of field, focus, and lens usage, plus glean practical advice on maintaining your equipment and selecting the right accessories.

#### Topic 7: Depth of Field and Focus

Unravel the complexities of depth of field and focus, two critical elements in capturing striking images. This topic will enhance your understanding of aperture settings, teach you when and how to use manual and auto focus, and provide techniques for different scenarios.

#### Topic 8: Lens Types and Usage

Different lenses can dramatically change the perspective of your photos. Learn to identify and understand the characteristics of various lens types, grasp the impact of focal length on your photographs, and become adept at selecting the right lens for specific purposes.

#### Topic 9: Camera Maintenance and Accessories

Protect the lifespan and performance of your photography gear by learning essential maintenance techniques. This topic also explores crucial camera equipment and accessories, helping you make informed decisions when choosing gear to match your needs.

In the fast-paced world of photography, understanding advanced camera techniques is key. This knowledge will empower you to manipulate your equipment to its fullest potential, enabling the production of professional-grade images. It's not just a skill—it's an art form.





## Module 4

### Types of Photography

This comprehensive module immerses students in the diverse world of photography, honing skills from portraiture to specialized techniques. The goal is to foster versatility and confidence, helping students adapt their skills to any photographic endeavor.

#### Topic 10: Portrait and Landscape Photography

Unleash your creative potential in this topic focusing on portrait and landscape photography. Learn how subtle changes, like adjusting a subject's head position, can radically transform a portrait. This foundational knowledge will enable versatility across different photography styles.

#### Topic 11: Product and High-Speed Photography

In this fascinating topic, we dive into commercial and action photography. Learn the art of capturing enticing product photos, and the thrill of high-speed and low-light photography. These essential skills open a world of professional opportunities in a competitive market.

#### Topic 12: Specialized Photography

In our final topic, we explore the nuances of various specialized photography genres. From the detail-oriented world of macro photography to the fast-paced event photography, we expand your photographic repertoire, enabling you to take on diverse assignments with confidence.

Understanding these varied types of photography equips students with a broad skillset, adaptable to any scenario. Whether you're aiming for professional assignments, or just want to express your creative vision, this module paves the way. Harness the power of photography and capture the world in your unique perspective.





## Module 5

### Mobile Photography and Gear Selection

Unleash your inner shutterbug with our engaging module: "Mobile Photography and Gear Selection". Explore the intricacies of smartphone photography, learn to choose the right camera, and navigate the world of lenses, all to capture moments in stunning detail.

#### Topic 13: Mastering Mobile Photography

Learn to leverage the powerful capabilities of your smartphone camera. Explore the techniques for shooting in various lighting conditions and enhance your photography with mobile accessories. Mobile photography is a versatile and accessible skill, valuable for hobbyists and professionals alike.

#### Topic 14: Choosing the Right Camera

Selecting the right camera is crucial to your photography journey. Gain insights on budgeting for a camera, understand the purchasing process, and discover the best beginner-friendly cameras on the market. Make informed choices to ensure the best start to your photography endeavors.

#### Topic 15: Understanding and Choosing Lenses

Dive deep into the world of lenses, understanding vital aspects like aperture, and the differences between prime and zoom lenses. Improve your lens quality assessment skills, a critical step towards capturing stunning images that tell compelling stories.

Harnessing these skills empowers you to create visually stunning content, whether for professional portfolios, social media, or personal collections. It's a creative investment that enhances your ability to tell stories through captivating imagery, making the ordinary extraordinary.





## Module 6

### Post-Processing and Professional Development

Dive into our cutting-edge Module 6 focused on post-processing in photography and professional development. Gain valuable skills in photo editing, portfolio creation, and the basics of launching a photography business.

#### Topic 16: Photo Editing Techniques

This topic equips learners with photo editing basics using industry-standard software like Adobe Lightroom and Photoshop. Understand how to enhance images, correct errors, and create unique visual styles, making your photos stand out.

#### Topic 17: Building Your Photography Portfolio

Creating a compelling portfolio is vital in attracting clients. Here, you'll learn to assemble a persuasive portfolio that showcases your skills and style, and gain strategies to acquire your first clients.

#### Topic 18: Starting a Photography Business

Transform your passion for photography into a lucrative career. Learn how to establish a photography business, monetize your skills through avenues like stock photography, and explore other potential income streams in this domain.

Mastering these topics offers tangible benefits in the real world. Being proficient in photo editing expands creative control over your work. Building an attractive portfolio helps secure clients, and understanding how to start a business equips you to monetize your passion. Together, these skills lead to a rewarding career in photography. Make your passion your profession with our comprehensive learning module.





# Package 1

## 3 Months Comprehensive Course

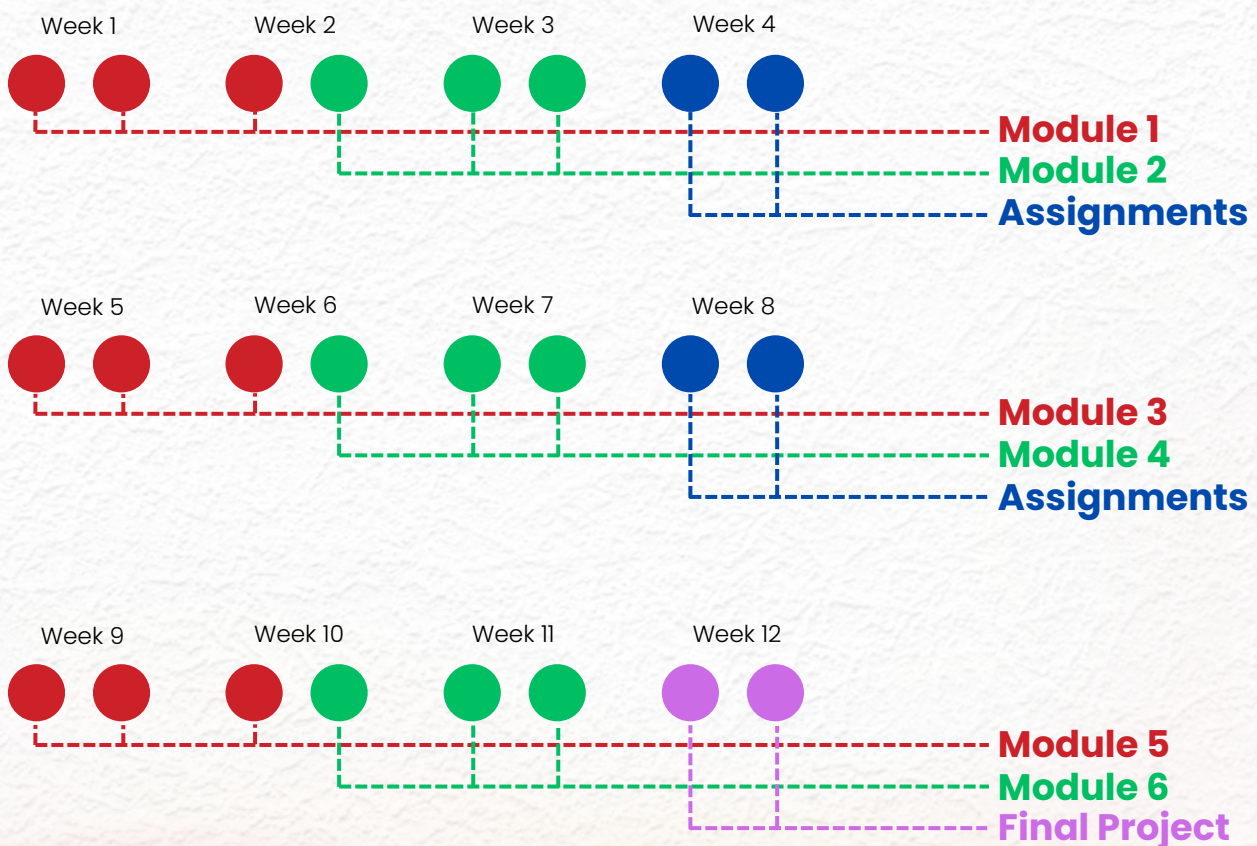
**For those who desire to take a deep dive into creative fields at a comfortable pace, with small group interactions!**

Unleash your potential with our Three-Month Comprehensive Course. This package is crafted for those who enjoy a steady pace and prefer a structured curriculum.

Get personal attention in a small group setting, make new friends, and journey together into the exciting world of creative arts.

Each course has 6 modules, each module has 3 topics. The course is distributed across 12 weeks.

On completion, learners will receive a Certificate of Attendance.



**Fee: 180 BHD per Month**

📞 3897 4014  
createbahrain.com



## Package 2 Crash Course

It's not for beginners, but for those who have learned before and want to remember and shine up their skills.

**Get back in the game fast and join us today!**

Are you a go-getter with a tight schedule?

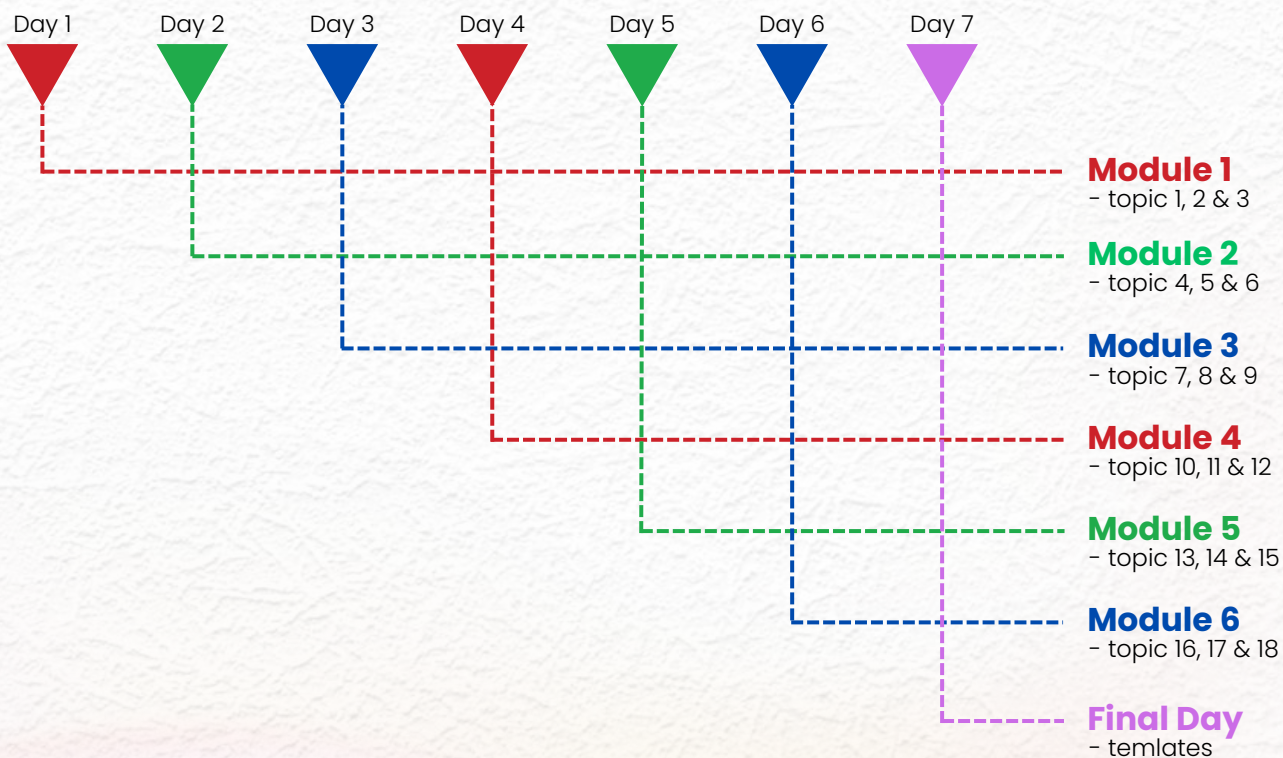
This one-on-one class lets you dive head-first into your chosen field, giving you an intensive overview in just a week. Gain the skills you need, in the time you have.

Each day covers one module.

With the 7th day dedicated to revising and summarizing all the modules.


Learners will be receiving a total of 14 hours of one-on-one instruction.

On completion, learners will receive a Certificate of Attendance.



\* 7 days

**Fee: 280BHD**

 **3897 4014**  
createbahrain.com



## Package 3 Customized Learning Experience

For those who value flexibility and control in their learning journey, our Customized Learning.

Your goals, your pace, your success.

Our Customized Learning Experience puts you in the driver's seat of your education. Select from our Starter, Linear and Intense Learner options to tailor your learning experience to your lifestyle.

We are here for you if you seek flexible timings, wish to tailor your learning journey according to your personal schedule, and value the opportunity to intensify or ease your study plan based on your individual needs.

Why fit in when you can stand out?

### ■ Starter Package

3 sessions per week;  
Total of 12 sessions per month;

**240BHD**

4 Months

### ■ Linear Package

4 sessions per week;  
Total of 16 sessions per month;

**320BHD**

3 Months

### ■ Intense Learner

5 sessions per week;  
Total of 20 sessions per month;

**400BHD**

2 Months



## Package 4 Customized Program

Unleash your creative freedom and tailor your learning experience to suit your individual needs and interests.

Do you know exactly what you want?

Our Customized Program lets you design your learning journey.

For those who know what they want and need the flexibility to focus on specific topics


Select your course content, schedule your class timings, and learn at a pace that works for you.

It's your path to success, designed by you.



\* this package start with at least 8 session..

**Fee: 20BHD per session**

 **3897 4014**  
create**ahrain**.com



# Your Portfolio Journey

Start your course with us, and you'll begin crafting your unique portfolio right away. Over three months, watch it grow and reflect your newfound skills and creativity.

By the end, you'll have a tangible testament to your educational journey with Create Bahrain. Your portfolio is more than just a stepping stone for career progression—it's a keepsake of your achievements.

A tool for self-reflection, it allows you to revisit your growth and inspire yourself to keep pushing for greater heights.

We'll showcase your portfolio on a dedicated page on our website, giving you lifetime access to your body of work.

Share your journey and creations with the world and bask in the pride of being a part of the Create Bahrain community.

Remember, your portfolio is your story of dedication, resilience, and creativity. At Create Bahrain, we're excited to see the narrative you'll create and the heights you'll reach.

Your portfolio isn't just a collection—it's your first step in making a global impact. Let's embark on this unforgettable journey together.




**Printable PDF**



**Webpage with**

[www.createbahrain.com](http://www.createbahrain.com)

 **3897 4014**  
[createbahrain.com](http://createbahrain.com)



## Dear Student,

Welcome to CreateBahrain Academy, a dynamic platform designed for those passionate about design, photography, filmography, animation, coding, and digital marketing. As an independent entity from the well-established TeachBahrain Academy, our mission is to empower curious minds to transform the world.

Inspired by the pioneering educational philosophies of Mr. Saad Akbar and Mr. Omair Imtiaz, we believe in nurturing individuality, fostering inventive spirits, and promoting independent thinking. The curriculum, further shaped by the expertise of Ms. Kanwal Imtiaz, a former Ikea Design Manager, ensures a focus on self-driven and experiential learning.

Our curriculum guarantees meaningful, hands-on learning experiences, guided by expert educators in a vibrant community. We're excited to offer you a customized learning path tailored to your interests and aspirations.

Join us for a tour or attend an upcoming admission event to experience our dynamic learning environment firsthand. Spread the word to others who share your passion for creativity and learning. Together, let's improve the world through the power of creative education.

Best wishes

*Kanwal Saeed*



TeachBahrain Compound,  
Janabiyah Highway, Bahrain  
© TeachBahrain Academy W.L.L.

