

# Videography & Film making

CREATE  
BAHRAIN

Program/Course Outline

[www.createbahrain.com](http://www.createbahrain.com)





# Introduction

Step into the world of creative video editing mastery with our ultimate course! Six carefully curated modules, each filled with interactive topics, offer a deep dive from the fundamentals of videography to advanced editing techniques.

Whether you're a hobbyist looking to elevate your skills, a professional seeking to sharpen your edge, or a newcomer with an eye for the extraordinary, this course is your key to unlocking a world of possibilities.

Our immersive, hands-on training transforms you into an expert in Adobe Premiere Pro and reveals the magic of special effects. Eager to elevate your professional prowess? We offer you the unique opportunity to develop continuously, enhancing your portfolio, and making you a sought-after player in the creative industry.


If passion is what drives you, then our course is your ultimate destination. Hone your interests into a valuable skill that not only adds spice to your tech-savvy life but also brings a new wave of creativity right at your fingertips.

With us, it's not just about learning; it's about experiencing the best in the industry. Our course, a culmination of years of experience and innovation, provides an unbeatable stepping stone towards a vibrant creative future.

Don't let this chance slip away! The time to act is now. Reach out to us, let's discuss when you can embark on this extraordinary journey. Unleash your creativity, make your videos visually stunning, impactful, and engaging.

**Get ready to redefine your creative process with us!**

**Let's create magic together.**

 **3897 4014**  
create**ahrain**.com





# Module 1

## Videography and Premiere Pro Essentials

Our engaging module offers you an exciting exploration into the fundamentals of videography and Adobe Premiere Pro software. Learn how to start a project, navigate through the software, and effectively manage your media resources.

### Topic 1: Basics of Videography and Premiere Pro

In this topic, we demystify videography principles and the Premiere Pro interface, giving you the necessary foundation for your video editing journey. Master how to start a new project in Premiere Pro and gain confidence in navigating the interface, which is crucial for efficient video editing.

### Topic 2: Navigating Premiere Pro Workspace

Our focus here is to help you understand and customize the Premiere Pro workspace to enhance your video editing workflow. With a well-arranged workspace, your video editing tasks will become more productive and efficient, leading to quicker project completion.

### Topic 3: Media Management in Premiere Pro

This topic equips you with valuable techniques to import, manage, and organize your media within Premiere Pro effectively. Proficient media management is key to a smoother workflow and an organized video editing process, saving you valuable time.

Mastering these skills can dramatically enhance your videography and video editing prowess. Not only will this proficiency in Adobe Premiere Pro set you apart in the creative industry, but it will also lead to more efficient, professional, and impactful video projects. Experience the transformation in your creative process with us today!





## Module 2

### Video Editing Fundamentals

Immerse yourself in the art of professional video editing with our Module 2: Video Editing Fundamentals. This comprehensive course will guide you through timeline manipulation, audio-video synchronization, and adding visual effects, all while fostering a hands-on learning experience.

#### Topic 4: Timeline Manipulation and Tools

Discover the heart of video editing with timeline manipulation and a range of editing tools. Gain proficiency and speed up your editing process, thereby enhancing the overall quality of your output.

#### Topic 5: Synchronization and Video Properties

Master the delicate art of synchronizing audio and video, along with manipulating video properties. These vital skills aid in creating a cohesive and engaging viewing experience, allowing you to add a unique touch to your video projects.

#### Topic 6: Styling and Cutting Techniques

Explore different cutting styles and the application of visual effects. Learn how these elements can significantly alter the mood, pace, and overall storytelling of your videos, thus improving viewer engagement.

Elevate your content creation skills with these video editing fundamentals. Not only essential in the media and entertainment industries, these skills are indispensable in our increasingly digital world. Unleash your creative potential with our comprehensive module and transform your video content!





## Module 3

### Advanced Editing Techniques

Dive into advanced editing techniques with Module 3. This program equips learners to enhance video content, adding depth and quality through advanced techniques and tools.

#### Topic 7: Emotional Layering and Ken Burns Effect

In this section, learners engage with emotional layering and the Ken Burns effect, tools for enhancing viewer engagement and creating impactful content. Skills learned include adding depth to video projects and using keyframes to create dynamic effects.

#### Topic 8: Transitions and Sound Adjustments

Next, we delve into the art of transitions and sound adjustments. Mastering these areas provides smoother scene flows and improved audio quality, leading to an enriched viewer experience.

#### Topic 9: Adding Titles, Graphics, and Captions

The final topic focuses on creating animated titles and graphics, as well as incorporating captions, vital for conveying information, setting the mood, and ensuring accessibility of your content.

These advanced editing techniques are invaluable in creating captivating video content, opening up opportunities in media and entertainment industries. Bring your stories to life and make an impact on viewers with these sophisticated skills.





## Module 4

### Videography and Premiere Pro Essentials

Our engaging module offers you an exciting exploration into the fundamentals of videography and Adobe Premiere Pro software. Learn how to start a project, navigate through the software, and effectively manage your media resources.

#### Topic 10: Basics of Videography and Premiere Pro

In this topic, we demystify videography principles and the Premiere Pro interface, giving you the necessary foundation for your video editing journey. Master how to start a new project in Premiere Pro and gain confidence in navigating the interface, which is crucial for efficient video editing.

#### Topic 11: Navigating Premiere Pro Workspace

Our focus here is to help you understand and customize the Premiere Pro workspace to enhance your video editing workflow. With a well-arranged workspace, your video editing tasks will become more productive and efficient, leading to quicker project completion.

#### Topic 12: Media Management in Premiere Pro

This topic equips you with valuable techniques to import, manage, and organize your media within Premiere Pro effectively. Proficient media management is key to a smoother workflow and an organized video editing process, saving you valuable time.

Mastering these skills can dramatically enhance your videography and video editing prowess. Not only will this proficiency in Adobe Premiere Pro set you apart in the creative industry, but it will also lead to more efficient, professional, and impactful video projects. Experience the transformation in your creative process with us today!





## Module 5

### Green Screen and Workflow Optimization

Dive deeper into the art of video editing with our Module 5: "Advanced Video Editing: Green Screen and Workflow Optimization". This module enhances your knowledge and skills, honing techniques to boost your productivity and unleash your creativity.

#### Topic 13: Mastering Green Screen Techniques

Explore the enchanting world of green screen editing. Learn to remove green screen backgrounds smoothly and improve your footage's quality. This potent skill extends your creative canvas, enabling visually diverse output without logistical or budgetary constraints.

#### Topic 14: Organizational Skills and Resolution Handling

Develop organizational acumen and resolution handling expertise for an efficient workflow. Learn to proficiently manage different video resolutions and mark shots for quick reference, indispensable for maintaining effectiveness regardless of project magnitude.

#### Topic 15: Power Editing with Proxy and Adobe Dynamic Link

Master the technique of editing high-resolution videos on less powerful computers using proxy editing and Adobe Dynamic Link. These key tools ensure your editing efficiency and productivity remains unhindered, irrespective of hardware limitations.

Enhancing your skills with these cutting-edge topics propels you into the league of proficient video editors, adept at tackling diverse editing scenarios. Our real-world-oriented course prepares you to deliver consistently high-quality output. Elevate your editing capabilities; join us today!





## Module 6

### Special Effects and Advanced Techniques

Immerse yourself in the creative realm of video editing with Module 6: "Special Effects and Advanced Techniques." This module unveils advanced video editing aspects, amplifying your ability to add stunning effects and enhance video presentations.

#### Topic 16: Title Enhancement and Special Effects

Learn to design compelling titles and apply spectacular effects like light leaks, film burns, and lens flares. This knowledge can dramatically elevate the visual appeal and engagement of your videos, providing them a professional edge.

#### Topic 17: Custom and Vintage Effects

Master the art of creating unique wipe on/off reveal effects, zoom effects, and type-on effects. Also, learn to impart a retro vibe to your videos. These skills let you add a personal touch to your creations, making them stand out.

#### Topic 18: Advanced Color Grading Techniques

Dive deep into sophisticated color grading techniques, focusing on popular styles like Orange and Teal grading. This skill allows you to set the mood of your videos, enhancing their visual allure.

Developing these advanced video editing techniques lets you produce high-quality, engaging videos, setting you apart in today's competitive digital landscape. Whether you're a budding video editor or a seasoned professional, these skills are key to your success. Enroll now and take a stride towards mastery.





# Course Overview

## Course Description:

Dive into the captivating realm of professional video editing with our comprehensive Adobe Premiere Pro course! Covering everything from the fundamentals of videography to advanced techniques like color correction, special effects, and workflow optimization, we offer a complete journey through the art of video editing.

## Learning Objectives:

In a span of three months, engage in 24 interactive sessions, each lasting two hours. Experience 48 hours of immersive learning that will empower you to confidently navigate and utilize Adobe Premiere Pro, craft engaging high-quality videos, and master the nuances of complex video properties.

## Prerequisites:

Don't worry if you're just starting out. Our course is designed to be a creative journey that caters to both novices and professionals. All you need to bring to the table is your curiosity for video editing and a desire to learn new skills.

## Certification of Attendance:

Upon completion, you'll be rewarded with a certificate, a testament to the skills and knowledge you've acquired and a valuable addition to your professional portfolio.

Investing in new skills is investing in yourself. Our course is your gateway to acquiring practical, highly sought-after abilities in the creative industry. Whether you're looking to turn professional, enhance your current projects, or simply unleash your creative potential, we're here to elevate your journey.

## Don't miss out on this exciting opportunity!

Enlist in our course today, and embark on an adventure that promises to shape your future in the thrilling world of video editing. Join us, and let's create beautiful stories together!



# Package 1

## 3 Months Comprehensive Course

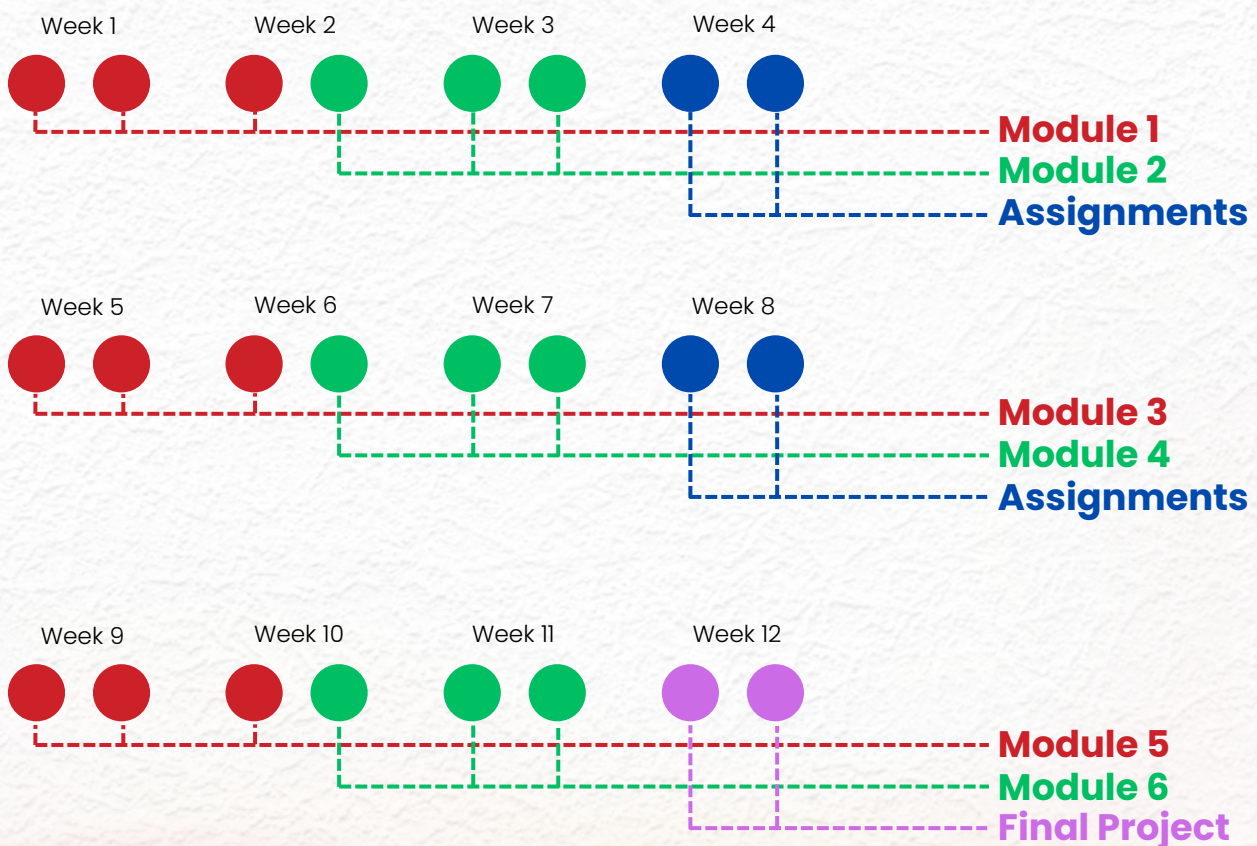
**For those who desire to take a deep dive into creative fields at a comfortable pace, with small group interactions!**

Unleash your potential with our Three-Month Comprehensive Course. This package is crafted for those who enjoy a steady pace and prefer a structured curriculum.

Get personal attention in a small group setting, make new friends, and journey together into the exciting world of creative arts.

Each course has 6 modules, each module has 3 topics. The course is distributed across 12 weeks.

On completion, learners will receive a Certificate of Attendance.



Duration: 3 months, 2 hours per session, twice a week.

**Fee: 180 BHD per Month**

📞 3897 4014  
createbahrain.com



# Package 2 Crash Course

Designed for the fast learners, this package is a quick, yet intensive immersion into your chosen creative course.

Are you a go-getter with a tight schedule?

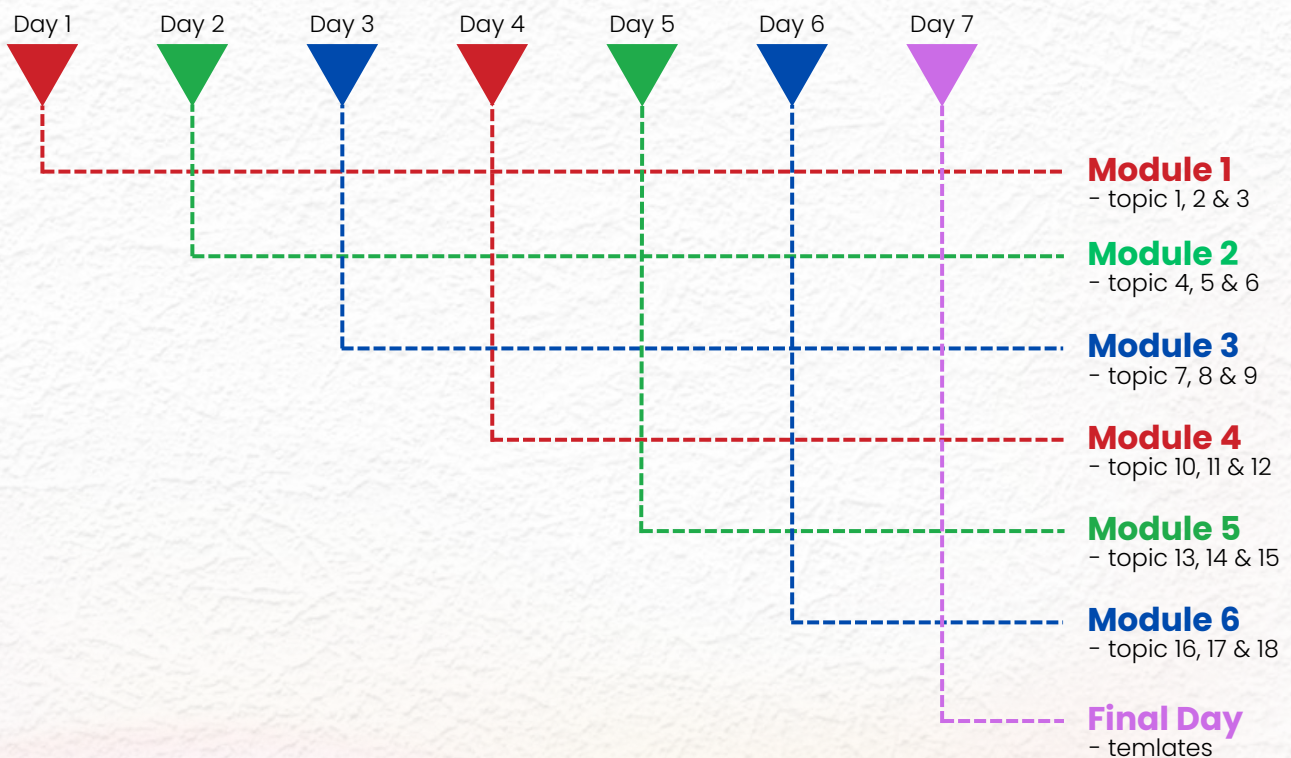
Our Crash Course is designed for fast learners like you.

This one-on-one class lets you dive head-first into your chosen field, giving you an intensive overview in just a week. Gain the skills you need, in the time you have.

Each day covers one module.

With the 7th day dedicated to revising and summarizing all the modules. Learners will be receiving a total of 14 hours of one-on-one instruction.

On completion, learners will receive a Certificate of Attendance.



\* 7 days, 2 hours per day.

**Fee: 280BHD**

📞 3897 4014  
createbahrain.com



## Package 3 Customized Learning Experience

For those who value flexibility and control in their learning journey, our Customized Learning.

Your goals, your pace, your success.

Our Customized Learning Experience puts you in the driver's seat of your education. Select from our Linear, Intense, or Full Program options to tailor your learning experience to your lifestyle.

We are here for you if you seek flexible timings, wish to tailor your learning journey according to your personal schedule, and value the opportunity to intensify or ease your study plan based on your individual needs.

Why fit in when you can stand out?

### ■ Starter Package

3 sessions per week;  
Each session is 1 hour long;  
Total of 12 sessions per month;

**240BHD**

4 Months

### ■ Linear Package

4 sessions per week;  
Each session is 1 hour long;  
Total of 16 sessions per month;

**320BHD**

3 Months

### ■ Intense Learner

5 sessions per week;  
Each session is 1 hour long;  
Total of 20 sessions per month;

**400BHD**

2 Months



## Package 4 Customized Program

Unleash your creative freedom and tailor your learning experience to suit your individual needs and interests.

Do you know exactly what you want?

Our Customized Program lets you design your learning journey.

For those who know what they want and need the flexibility to focus on specific topics


Select your course content, schedule your class timings, and learn at a pace that works for you.

It's your path to success, designed by you.



\* this package start with at least 8 session..

**Fee: 20BHD per session**

 **3897 4014**  
createbahrain.com



# Your Portfolio Journey

Start your course with us, and you'll begin crafting your unique portfolio right away. Over three months, watch it grow and reflect your newfound skills and creativity.

By the end, you'll have a tangible testament to your educational journey with Create Bahrain. Your portfolio is more than just a stepping stone for career progression—it's a keepsake of your achievements.

A tool for self-reflection, it allows you to revisit your growth and inspire yourself to keep pushing for greater heights.

We'll showcase your portfolio on a dedicated page on our website, giving you lifetime access to your body of work.

Share your journey and creations with the world and bask in the pride of being a part of the Create Bahrain community.

Remember, your portfolio is your story of dedication, resilience, and creativity. At Create Bahrain, we're excited to see the narrative you'll create and the heights you'll reach.

Your portfolio isn't just a collection—it's your first step in making a global impact. Let's embark on this unforgettable journey together.




**Printable PDF**



**Webpage with**

[www.createbahrain.com](http://www.createbahrain.com)

 **3897 4014**  
[createbahrain.com](http://createbahrain.com)



## Dear Student,

Welcome to CreateBahrain Academy, a dynamic platform designed for those passionate about design, photography, filmography, animation, coding, and digital marketing. As an independent entity from the well-established TeachBahrain Academy, our mission is to empower curious minds to transform the world.

Inspired by the pioneering educational philosophies of Mr. Saad Akbar and Mr. Omair Imtiaz, we believe in nurturing individuality, fostering inventive spirits, and promoting independent thinking. The curriculum, further shaped by the expertise of Ms. Kanwal Imtiaz, a former Ikea Design Manager, ensures a focus on self-driven and experiential learning.

Our curriculum guarantees meaningful, hands-on learning experiences, guided by expert educators in a vibrant community. We're excited to offer you a customized learning path tailored to your interests and aspirations.

Join us for a tour or attend an upcoming admission event to experience our dynamic learning environment firsthand. Spread the word to others who share your passion for creativity and learning. Together, let's improve the world through the power of creative education.

Best wishes

*Kanwal Saeed*



TeachBahrain Compound,  
Janabiyah Highway, Bahrain  
© TeachBahrain Academy W.L.L.

